

ABT-LA30/LA60

EN 54-24



Line Array Loudspeakers Columns

- ✓ Full compliance with EN 54-24 Standards
- ✓ Certificate of Conformity issued by ITB: 1488-CPD-0207/W

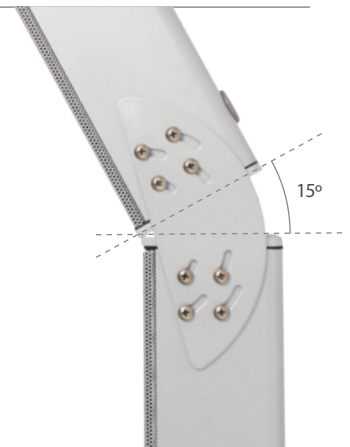
ABT-LA fire-alarm loudspeakers mean a new quality among the facilities of the kind. ABT-LA30 and ABT-LA60 units are line-array loudspeaker columns, which means they ensure considerably farther reach than conventional units at simultaneous maintenance of high uniformity of sound level in the area of broadcasting. Being line-array acoustic sources, ABT-LA columns feature a unique high directionality in vertical plane so that the sound they generate will rather go exactly towards the controlled audiospace instead of unwanted areas, such as e.g. ceiling or floor. ABT-LA columns are mostly designed for the rooms with high reverberation time as well as for other places where the quality of speech is reduced due to unfavourable conditions.

The ABT-LA design allows easy mechanical and electrical integration of the two columns into a single consistent unit which becomes a loudspeaker with higher power output and farther reach. It makes a better use of the benefits offered by the line-array source. Variable geometry of the column allows generating two sound beams to be randomly sent at various angles to the two different areas. Sound transfer band of the ABT-LA columns has been designed to achieve the highest possible fidelity of speech signal reproduction and to ensure unchallenged parameters of the quality of speech, all as required by the standards applicable to the Voice Evacuation Systems.

Solid aluminium enclosure, steel assembly jigs, and IP 65 guarantee long-term failure-free operations under any conditions, both in outdoor and indoor environments. The columns are entirely dustproof and resistant to the impact of direct water jet.



Connect angle:
-15° ÷ +15°



* (calculated from line-array for field measurement at 8m)

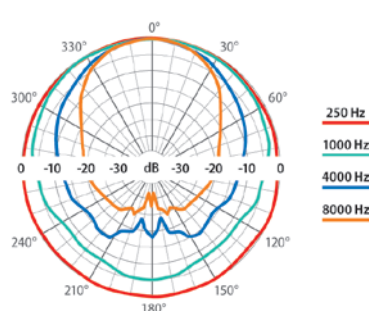
	ABT-LA30	ABT-LA60
Electrical		
Maximum power, W	48	96
Rated power, W	30	60
Tappings 100 V line, W	30 / 15 / 7,5 / 3,75	60 / 30 / 15 / 7,5
Transformer Impedance, Ω 100V	333,3 / 666,6 / 1333,3 / 2631,5	166,6 / 333,3 / 666,6 / 1333,3
Low impedance, Ω	12	6
Effective Frequency Range, Hz	141 – 20 000	136 – 20 000
Sensitivity @ 4m, 1 W, dB	80	81
SPL @ 4m, Rated power, dB	95	99
SPL @ 1 m, 1 W, dB, Test Signal Bandwidth 300Hz – 6 kHz *	92	96
SPL @ 1 m, Rated power, db, Test Signal Bandwidth 300Hz – 6 kHz *	107	114
Horizontal coverage angle at 500 Hz / 1 kHz / 2 kHz / 4 kHz, [°]	360 / 220 / 180 / 110	360 / 230 / 160 / 110
Vertical coverage angle at 500 Hz / 1 kHz / 2 kHz / 4 kHz, [°]	160 / 70 / 36 / 18	70 / 30 / 16 / 8
Environmental		
Environmental type / IP Rating according to EN 54-24	B / IP33C	B / IP33C
IP Rating	65	65
Min/Max Amb Temp	-25°C / 70°C	-25°C / 70°C
Mechanical		
Dimensions HxWxD, mm	510 x 80 x 110	870 x 80 x 110
Net Weight, kg	2,8	5,5
Colour	Silver	Silver
Enclosure material	Aluminium	Aluminium
Option		
For DC line monitoring	Capacitor	Capacitor
Colour optional	RAL Palette	RAL Palette
Ease Model		
	✓	✓

ABT-LA 30

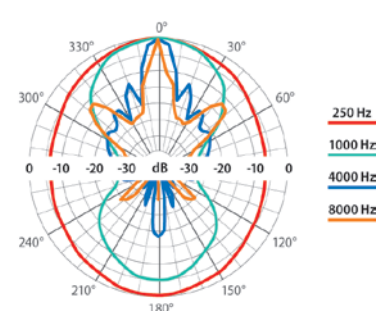
Frequency band:



Circular chart of directional characteristic – horizontal:



Circular chart of directional characteristic – vertical:

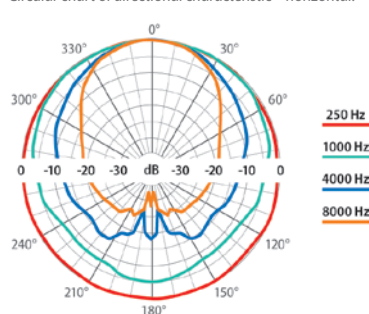


ABT-LA 60

Frequency band:



Circular chart of directional characteristic – horizontal:



Circular chart of directional characteristic – vertical:

