


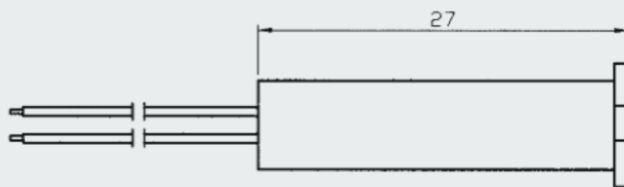
Specification: **BR-1016**

- 1/4" diameter flanged flush type
- Flanged to prevent inadvertent pulling of the switch into the wall
- Wire: 18" #22AWG leads
- Special leads available
- Resistor, Diode and Supervisory Loop available on request
- Colors: White, Brown, Grey

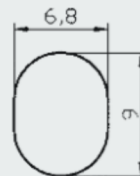
... Recessed Mounted



Dimension (mm):



SWITCH



MAGNET

Order Information:

Part Number	Loop Type	Reed Form	Closed Gap [Inch(mm)]	Departure Gap [Inch(mm)]	Maximum Initial Contact Resistance (Ohm)	Maximum Contact Rating (W)	Maximum Switching Voltage (VDC/VAC)	Maximum Switching Current (A)
BR-1016	Closed	N/O	1 (25)	1.06 (27)	0.150	10	100	0.5
BR-1016A	Open	N/O	3/4 (20)		0.150	3	30	0.2
BR-1016C	Closed & Open	SPDT	3/4 (20)		0.150	3	30	0.2

