

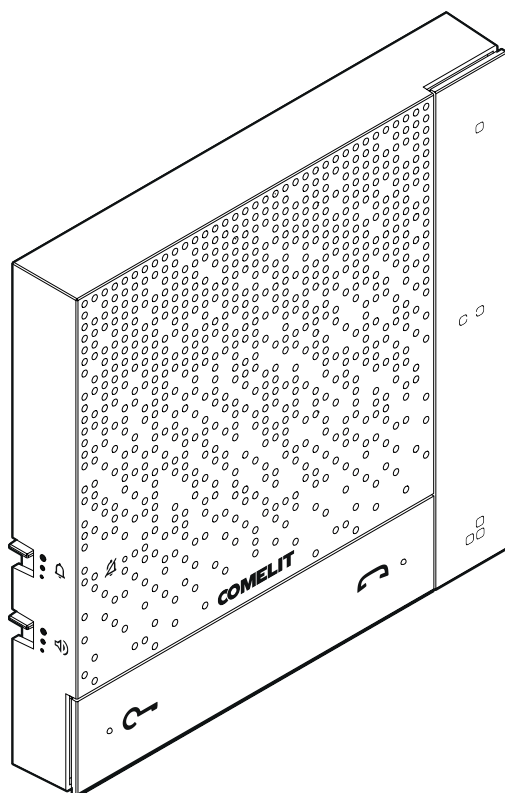
Sonus

6205W

6205B

COMELIT®
WITH • YOU • ALWAYS

FULL USER MANUAL



**Join us
in taking care
of our planet**

Thank you for choosing Comelit!

You have purchased a safe, durable and high-quality product.



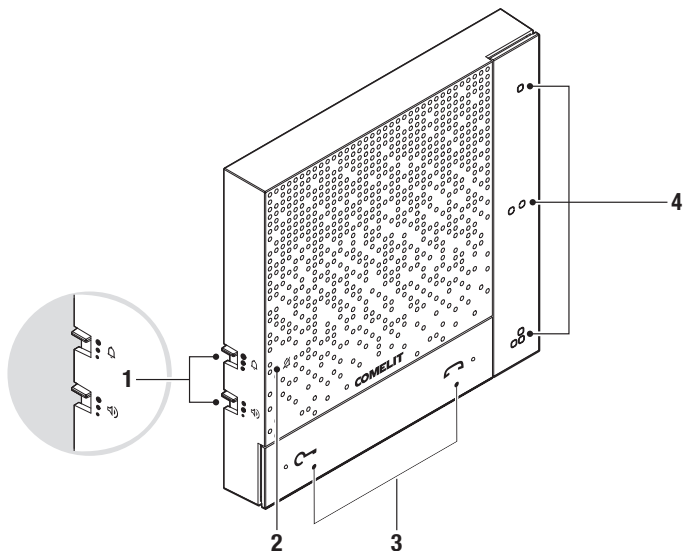
**Think before
you print**

Help us to save the planet.

Think of the planet before printing this document.








Description



- 1. Two slide selectors, starting from the top:
 - 3-level selector switch for ringtone volume adjustment (high/medium/silent mode)
 - 3-level selector switch for audio volume adjustment (high/medium/low)
- 2. Status LED for “silent mode”
- 3. Two backlit call buttons
- 4. Three programmable buttons



Description of buttons

	Audio activation ▶ Press the key to answer a call or end a call in progress
	Lock-release control ▶ Press the key to activate the corresponding door lock
	Programmable key 1 ▶ Press the key to activate the corresponding control
	Programmable key 2 ▶ Press the key to activate the corresponding control
	Programmable key 3 ▶ Press the key to activate the corresponding control

Indicator LED

Buttons with backlit icons help the user to understand the event taking place, for example: flashing for an incoming call or a steady green light when the “Automatic answer” function is enabled.

For a more detailed understanding, please refer to the legend below:

	Green LED	Flashing: incoming call Steady: the “Automatic answer” function is enabled
	Red LED	Steady: in communication during a call
	White LED	Flashing slowly: indicates that the corresponding door lock has been opened Steady: the “Automatic lock-release” function is enabled Continuous flashing: incoming call or call in progress
	Red LED	Steady: indicates that “Silent mode” has been activated



www.comelitgroup.com

Via Don Arrigoni, 5 - 24020 Rovetta (BG) - Italy

1st edition 08/2024
code 2G40003269