



42-inch FULL HD LED Display TH-42LFE7ER

Product specification (design and specification subject to change without notice)

■ DISPLAY PANEL

Screen Size (Diagonal)	42-inch (1,065mm)
Panel type	IPS / D-LED
Aspect ratio	16:9
Effective Display Area (WxH)	928 x 522 mm
Number of pixels (H x V)	1,920 x 1,080 pixels
Brightness	350 cd/m ² (Typ)
Contrast Ratio	1,200:1
Response Time	8.0 ms (G to G)
Viewing Angle(Horizontal/Vertical)	178° / 178°
Panel Life Time	approx. 50,000 hours*
Panel Surface Treatment	Anti-glare treatment

*An approximate time until the panel brightness decreases to half of its original value.

■ CONNECTION TERMINAL

HDMI IN	HDMI TYPE A Connector x 2	
DVI-D IN	DVI-D 24pin x 1	Compliance with DVI Revision 1.0 Compatible with HDCP 1.1
AUDIO IN (L/R)	Stereo mini jack (M3) x 1 (Shared with PC IN)	0.5 V rms
PC IN	Mini D-sub 15pin x1(Female)	G : with sync 1.0 Vp-p (75Ω) : without sync 0.7 Vp-p (75Ω) B : 0.7 Vp-p (75Ω) R : 0.7 Vp-p (75Ω) HD/VD : 1.0 - 5.0 Vp-p (high impedance)
AUDIO IN (L/R)	Stereo mini jack (M3) x 1 (Shared with DVI-D IN)	0.5 V rms
5V CHARGE OUT	5V 500mA (Max)	

■ CONTROL

SERIAL IN / OUT	D-sub 9pin x 1, RS-232C Compatible
LAN	RJ45 x 1 10BASE-T/100BASE-TX, Compatible with PLink
IR IN / OUT	Stereo mini jack (M3) x 1 / x 1

■ AUDIO

AUDIO OUT	Stereo mini jack (M3) x 1
Built in Speaker	20 W [10 W + 10 W] (10% THD)

■ ELECTRICAL

Power Requirements	220 - 240 V AC, 50/60 Hz.
Power Consumption	95 W
Power Off Condition	0.4 W
Stand-by Condition	0.5 W

■ MECHANICAL

Dimensions (W x H x D)	963 x 566 x 77 mm
Bezel Width	12.5 mm (L/R/T), 22.1 mm (B)
Carton Dimensions (W x H x D)	1,275 x 672 x 144 mm
Weight	approx. 9.5 kg
Gross Weight	approx. 13 kg
Cabinet Material / Color	Front, Rear : Plastic / Black
Pitch for Wall-Hanging	VESA Compliant 200 x 200 mm (Installed by: M6 screws / Screw hole depth 19 mm)

■ ENVIRONMENTAL

Operating Environment	Temperature	: 0°C to 40°C
	Humidity	: 20% to 80% (Non condensation)
Storage Environment	Temperature	: -20°C to 60 °C
	Humidity	: 20% to 80% (Non condensation)

■ STANDARD (CERTIFICATIONS)

SAFETY REGULATIONS	EN60065, IEC60065, GOST
RADIATION REGULATIONS	EN55022 Class-B, EN55024, EN61000-3-2, EN61000-3-3

■ REMOTE CONTROL TRANSMITTER

Power Requirements	DC 3V (2 x AA Size batteries)
Operating distance	approx. 7 m in front of LCD Display
Weight	approx. 100 g including batteries

■ INCLUDED ACCESSORIES

- AC cord (1.5 m) - Remote Control Transmitter - Batteries

● MAIN FEATURE

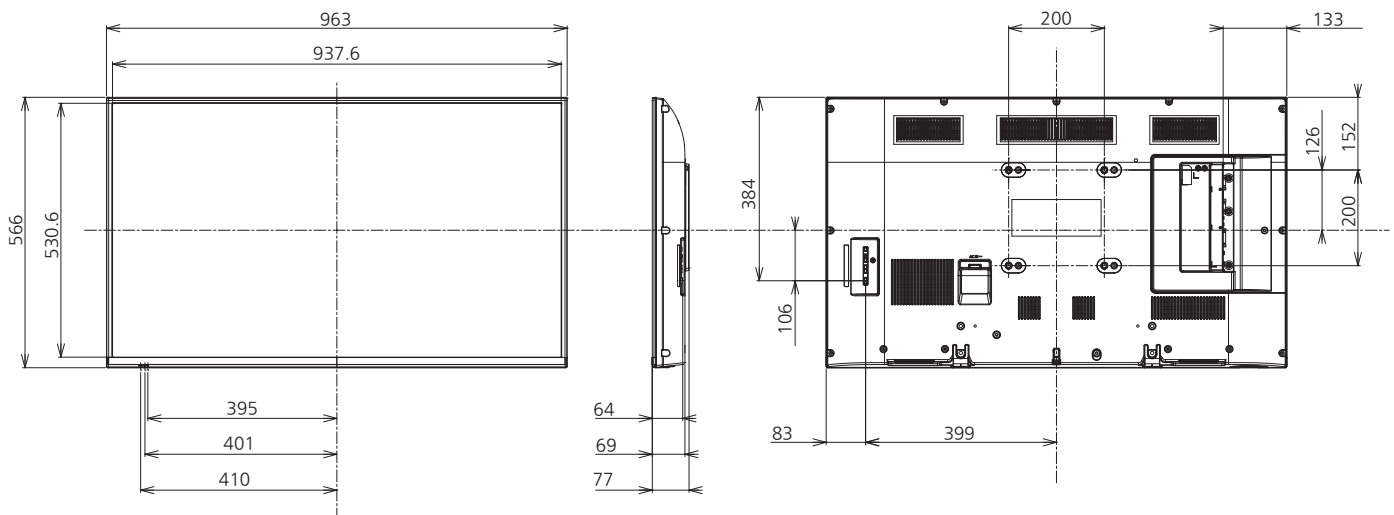
Digital Zoom	Yes
Multi Screen	Yes
Power ON Screen Delay	Yes
Seam Hides Video Off Mode	Yes
1:1 Pixel mode	Yes
Automatic Picture Position	Yes
Screen Saver	Yes
PC Power Management	Yes
DVI-D Power Management	Yes
HDMI Power Management	Yes
ECO Mode	Yes
Input Lock	Yes
Button Lock	Yes
Remote-control User Level	Yes
Orientation	Portrait/Landscape
Input Search	Yes
Early Warning Software compatible	Yes

● OPTIONAL ACCESSORIES

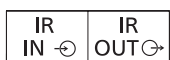
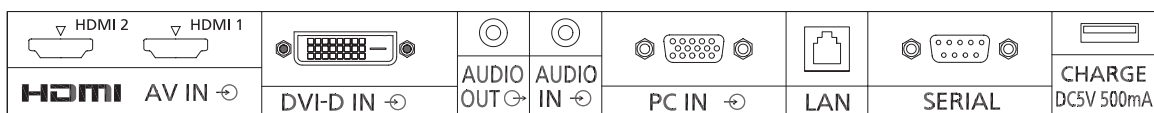
Pedestal	TY-ST42PE7
Early Warning Software	ET-SWA100

● DIMENSIONS

Cautions: This drawing is not a scale
Units : mm



● CONNECTION TERMINAL



* Specifications and appearance are subject to change without notice.

● APPLICABLE INPUT SIGNALS

PC signals

*Mark: Applicable input signal

	Signal name	Horizontal frequency (kHz)	Vertical frequency (Hz)	PC IN (Dot clock (MHz))	DVI-D IN (Dot clock (MHz))	HDMI
1	640x400@70Hz	31.46	70.07	* (25.17)		
2	640x480@60Hz	31.47	59.94	* (25.18)	* (25.18)	*
3	640x480@72Hz	37.86	72.81	* (31.5)		
4	640x480@75Hz	37.50	75.00	* (31.5)		
5	640x480@85Hz	43.27	85.01	* (36.0)		
6	800x600@56Hz	35.16	56.25	* (36.0)		
7	800x600@60Hz	37.88	60.32	* (40.0)	* (40.0)	*
8	800x600@72Hz	48.08	72.19	* (50.0)		
9	800x600@75Hz	46.88	75.00	* (49.5)		
10	800x600@85Hz	53.67	85.06	* (56.25)		
11	852x480@60Hz	31.47	59.94		* (34.24)	*
12	1024x768@50Hz	39.55	50.00		* (51.89)	*
13	1024x768@60Hz	48.36	60.00	* (65.0)	* (65.0)	*
14	1024x768@70Hz	56.48	70.07	* (75.0)		
15	1024x768@75Hz	60.02	75.03	* (78.75)		
16	1024x768@85Hz	68.68	85.00	* (94.5)		
17	1066x600@60Hz	37.64	59.94		* (53.0)	*
18	1152x864@60Hz	53.70	60.00		* (81.62)	*
19	1152x864@75Hz	67.50	75.00	* (108.0)		
20	1280x768@60Hz	47.70	60.00	* (80.14)		
21	1280x960@60Hz	60.00	60.00	* (108.0)		
22	1280x960@85Hz	85.94	85.00	* (148.5)		
23	1280x1024@60Hz	63.98	60.02	* (108.0)	* (108.0)	*
24	1280x1024@75Hz	79.98	75.02	* (135.0)		
25	1280x1024@85Hz	91.15	85.02	* (157.5) *1		
26	1366x768@50Hz	39.55	50.00		* (69.92)	*
27	1366x768@60Hz	48.36	60.00	* (86.71)	* (87.44)	*
28	1400x1050@60Hz	65.22	60.00		* (122.61)	*
29	1600x1200@60Hz	75.00	60.00	* (162.0)	* (162.0)	*
30	1920x1080@60Hz	67.50	60.00	* (148.5)	* (148.5)	*
31	1920x1200@60Hz	74.04	59.95		* (154.0)	*
32	Macintosh13"(640x480)	35.00	66.67	* (30.24)		
33	Macintosh16"(832x624)	49.72	74.55	* (57.28)		
34	Macintosh21"(1152x870)	68.68	75.06	* (100.0)		

*1 Not compatible with SYNC ON G.

• The signal format automatically detected may differ from the actual input signal in display.

Component signals

*Mark: Applicable input signal

	Signal name	Horizontal frequency (kHz)	Vertical frequency (Hz)	DVI-D IN (Dot clock (MHz))	HDMI
1	525(480)/60i	15.73	59.94	* (27.0)	*
2	525(480)/60p	31.47	59.94	* (27.0)	*
3	625(575)/50i	15.63	50.00		
4	625(576)/50i	15.63	50.00	* (27.0)	*
5	625(575)/50p	31.25	50.00		*
6	625(576)/50p	31.25	50.00	* (27.0)	*
7	750(720)/60p	45.00	60.00	* (74.25)	*
8	750(720)/50p	37.50	50.00	* (74.25)	*
9	1,125(1,080)/60p	67.50	60.00	* (148.5)	*
10	1,125(1,080)/60i	33.75	60.00	* (74.25)	*
11	1,125(1,080)/50p	56.25	50.00	* (148.5)	*
12	1,125(1,080)/50i	28.13	50.00	* (74.25)	*
13	1,125(1,080)/24sF	27.00	48.00		
14	1,125(1,080)/30p	33.75	30.00	* (74.25)	*
15	1,125(1,080)/25p	28.13	25.00	* (74.25)	*
16	1,125(1,080)/24p	27.00	24.00	* (74.25)	*